




Glass roof system



Murano
Vetro

Just
enjoy life!

Lewens
MARKISEN





*Murano Vetro Flush type
with posts and gutter in a line.*

Murano Vetro – glass roof

The perfect retreat from the weather for large patios



Flush type (B)

with front-facing posts

*The posts are in line with the gutter
for a compact, modern look.*

*Rainwater is drained via the rafters,
gutter and down the inside of the post.*



Made to measure with centimetre accuracy

- Width max. 700 cm, depth max. 500 cm
- With 2 to 3 posts *(depending on load and type)*
- Optional roof pitch: 3° to 20° [stepless]
- Box flush with wall
- Options:
LED lighting,
radiant heater




- Complementary products:
Murano Glissando
(sliding glass panels),
Triangular infill,
Murano Finestra
(permanent glazing)



The Murano Vetro glass roof provides protection from the weather at any time of the year, thus extending the patio season. The elegant structure can be installed relatively easily on virtually any patio and its generous maximum dimensions make it suitable even for wide expanses. A choice of types and styles is available with posts that are in line with the front profile and positioned laterally flush or inwards.

III. top: Overhang type with posts positioned laterally inwards (style Ü).



Overhang type (Ü)

with recessed posts

Here the posts can be positioned on the patio, for example, and the roof overhang extended beyond this. Rainwater is drained via a rain chain of stainless steel (standard) or optionally via downpipes.




Murano Vetro

Equipment and technical features



Manufactured and assembled
in Germany
TÜV-tested safety
Quality and technology CE-compliant



| Styles | Flush (B) | Overhang (Ü) |
|--|-----------|--------------|
| | Type | Type |
| – Posts laterally external | B1 | Ü1 |
| – Posts laterally recessed | B2 | Ü2 |
| – with 3rd support | B3 | Ü3 |
| – Overhang (inner edge of post – outer edge of gutter) | – | 30 - 100 cm |
| – Reinforcement: steel (s) | ...s | ...s |
| Dimensions (max.) | | |
| Width, 1 unit (single field) | 700 cm | 700 cm |
| Depth (type B: to inner edge of post; type Ü: to outer edge of gutter) | 500 cm | 500 cm |
| Pitch angle, stepless (at least 5° recommended) | 3° - 20° | 3° - 20° |
| Rafter spacings (max., depending on type, roof size, load) | 120 cm | 120 cm |
| Post height (max., standard 240 cm) | 350 cm | 350 cm |
| Rainwater drainage | | |
| Downpipe integrated into post | ■ | – |
| Downpipe, external in front of post | – | □ |
| Rain chain + water spout (1 of each) | – | ■ |
| Glazing | | |
| for laminated safety glass (LSG, clear) or twin-wall sheets | ! | ! |
| Frame colours | | |
| 17 RAL colours + 6 textured finishes (Lewens standard colours) | ■ | ■ |
| Additional RAL, special colours and effect finishes | □ | □ |
| Options | | |
| Lighting - LED strips, LED spot bar | □ | □ |
| Radiant heater (only wall attachment) | □ | □ |
| Glass joint | □ | □ |
| Additional rain chain/water spout or downpipe | □ | □ |
| Lateral connection profile/various profiles | □ | □ |
| Support frame | □ | □ |

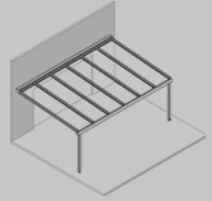
Possible dimensions and restrictions along with the complete range of electronic accessories can be found in the technical data in the current Lewens price list.

■ Standard □ Option
– not available

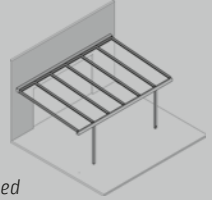
! Not included in scope of supply

Types and styles

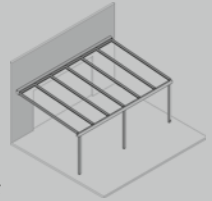
B1 flush, external
B1s as B1, with steel reinforcement



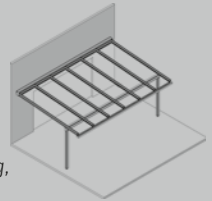
B2 flush, laterally recessed
B2s as B2, with steel reinforcement



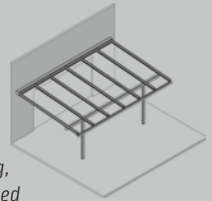
B3 as B1, with 3rd support
B3s as B3, with steel reinforcement



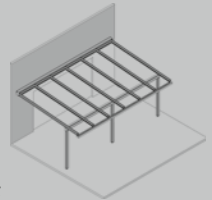
Ü1 rafter overhang, external
Ü1s as Ü1, with steel reinforcement



Ü2 rafter overhang, laterally recessed
Ü2s as Ü2, with steel reinforcement



Ü3 as Ü1, with 3rd support
Ü3s as Ü3, with steel reinforcement



Lewens
MARKISEN



www.lewens-markisen.de

Your stockist will be happy to advise you: