




Glass roof system

Murano
Vetro



Just
enjoy life!

Lewens
MARKISEN






*Murano Vetrolush type
with posts and gutter in a line.*

Murano Vetrolush – glass roof

The perfect retreat from the weather for large patios



Flush type (B)


with front-facing posts

*The posts are in line with the gutter
for a compact, modern look.
Rainwater is drained via the rafters,
gutter and down the inside of the post.*




Made to measure with centimetre accuracy

- Width max. 700 cm, depth max. 500 cm
- With 2 to 3 posts *(depending on load and type)*
- Optional roof pitch: 3° to 20° (stepless)
- Options:
LED lighting,
radiant heater



The Murano Vetro glass roof provides protection from the weather at any time of the year, thus extending the patio season. The elegant structure can be installed relatively easily on virtually any patio and its generous maximum dimensions make it suitable even for wide expanses. A choice of types and styles is available with posts that are in line with the front profile and positioned laterally flush or inwards.

III. top: Overhang type with posts positioned laterally inwards (style Ü2).



Overhang type (Ü)

with recessed posts

Here the posts can stand e.g. on the patio with the roof overhang taken out over them. Rainwater is drained via a water spout (standard) or optionally via a stainless steel rain chain or downpipes.




Murano Vetro

Equipment and technical features



Manufactured and assembled
in Germany
TUV-tested safety
Quality and technology CE-compliant



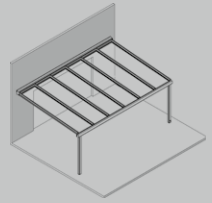
Styles	Flush (B) Type	Overhang (Ü) Type
	B1, B2, B3	Ü1, Ü2, Ü3
– Posts laterally external	B1	Ü1
– Posts laterally recessed	B2	Ü2
– with 3rd support	B3	Ü3
– Overhang <i>(inner edge of post – outer edge of gutter)</i>	–	30 - 100 cm
– Reinforcement: steel (s)	... s	... s
Dimensions (max.)		
Width, 1 unit <i>(single field)</i>	700 cm	700 cm
Depth <i>(type B: to inner edge of post; type Ü: to outer edge of gutter)</i>	500 cm	500 cm
Pitch angle, stepless <i>(at least 5° recommended)</i>	3° - 20°	3° - 20°
Rafter spacings <i>(max., depending on type, roof size, load)</i>	120 cm	120 cm
Post height 240 cm	■	■
Longer posts	□	□
Rainwater drainage		
Downpipe integrated into post	■	–
Downpipe, external in front of post	–	□
Water spout <i>(1 item)</i>	–	■
Glazing		
for laminated safety glass (LSG, clear) or twin-wall sheets	!	!
Frame colours		
29 Lewens standard frame colours	■	■
Additional RAL, special colours and effect finishes	□	□
Options		
Lighting - LED strips	□	□
Radiant heater <i>(only wall attachment)</i>	□	□
Glass joint	□	□
Additional drainage <i>(downpipe integrated into post)</i>	□	–
Rain chain/additional water spout or downpipe	–	□
Lateral connection profile/various profiles/support frame	□	□

Possible dimensions and restrictions along with the complete range of electronic accessories can be found in the technical data in the current Lewens price list.

■ Standard □ Option
– not available

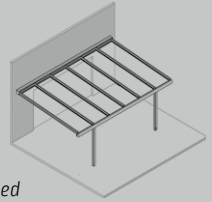
! Not included in scope of supply

Types and styles



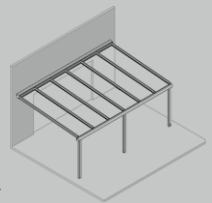
B1 flush, external

B1s as B1, with steel reinforcement



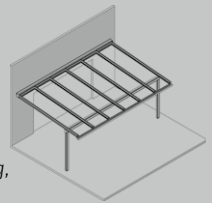
B2 flush, laterally recessed

B2s as B2, with steel reinforcement



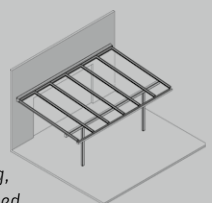
B3 as B1, with 3rd support

B3s as B3, with steel reinforcement



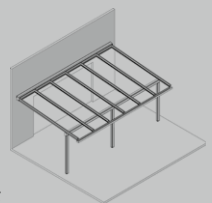
Ü1 rafter overhang, external

Ü1s as Ü1, with steel reinforcement



Ü2 rafter overhang, laterally recessed

Ü2s as Ü2, with steel reinforcement



Ü3 as Ü1, with 3rd support

Ü3s as Ü3, with steel reinforcement

Lewens
MARKISEN



www.lewens-markisen.de

Your stockist will be happy to advise you:

Subject to technical alterations. Date: 07/2024